

האוניברסיטה העברית בירושלים  
The Hebrew University of Jerusalem



המרכז למחקר בכלכלה חקלאית  
The Center for Agricultural  
Economic Research

המחלקה לכלכלה חקלאית ומנהל  
The Department of Agricultural  
Economics and Management

**Discussion Paper No. 8.08**

**Economic Efficiency of Compost Production:  
The Case of Israel**

by

**Iddo Kan, Ofira Ayalon and Roy Federman**

Papers by members of the Department  
can be found in their home sites:

מאמרים של חברי המחלקה נמצאים  
גם באתרי הבית שלהם:

<http://departments.agri.huji.ac.il/economics/indexe.html>

P.O. Box 12, Rehovot 76100

ת.ד. 12, רחובות 76100

# Economic Efficiency of Compost Production: The Case of Israel

by

Iddo Kan<sup>a</sup>, Ofira Ayalon<sup>b</sup> and Roy Federman<sup>b</sup>

January 2008

- a. Department of Agricultural Economics and Management, The Robert H. Smith Faculty of Agricultural, Food and Environmental Quality Sciences, The Hebrew University.
- b. Natural Resources and Environmental Research Center, University of Haifa

## Economic Efficiency of Compost Production: The Case of Israel

### **Abstract**

This paper presents a comprehensive economic analysis of recycling organic wastes through composting. A mathematical programming model is developed to examine the optimal level of compost production from sources of organic municipal solid waste, livestock manure and wastewater-treatment sludge. The model incorporates the spatial nature of the problem by referring to the locations of the sources for raw organic matter, of the composting plants and agricultural regions. Agricultural demand for compost is derived using estimated production functions for 42 crops, price elasticity of the vegetative agricultural outputs, and farmers' stated willingness to utilize compost. The model accounts for the costs of waste collection, compost production, transportation and landfilling; all include both direct costs and externalities. The optimal allocation of raw materials and outputs is achieved when the financial contribution of the composting system is maximized relative to the alternative of disposing of these organic wastes in landfills.

We apply the model to the case of Israel. Today, despite the relatively high levels of organic material in municipal solid waste, the scarcity of landfill sites, and the low level of organic content in agricultural soils, only 37% of Israel's composting potential is realized. Subject to compliance with new environmental regulations, our analysis points to the possibility of an 89% composting rate, in which all livestock manure and sludge are composted, but only 75% of the organic municipal solid waste is utilized in this manner. This finding supports the strict enforcement of these environmental regulations, and indicates the need for a composting encouraging policy. However, regulations aimed at increasing the rate of municipal solid waste recycling should leave enough freedom for municipalities to select their waste disposal strategies. It is also concluded that, given the high costs of separating municipal waste at the

source, the government can increase composting rates by initializing and stimulating the formation of regional cooperation to ensure steady long run consumption of raw organic materials. Moreover, the government can increase agricultural demand for compost by both setting clear standards for high quality compost, and spreading the scientific information on the advantages of composting via the governmental agricultural instruction system.

The presented methodology is applicable to other cases, as is the scientific-based data, which include the external costs and the compost production functions. This information is relevant for regions facing the same challenges, particularly where the soil's organic content is less than 2%; e.g., Portugal, Spain, Italy and Greece.

**Key words**

Compost, Economics, Livestock-Manure, Mathematical-Programming, Municipal-Solid-Waste, Waste-Water-Treatment-Sludge.

# Economic Efficiency of Compost Production: The Case of Israel

## **I. Introduction**

Most of the national strategies for the reduction of biodegradable municipal waste going to landfills, set up according to Article 5(2) of the EU Directives (EU website), stress the importance of composting organic municipal solid waste (OMSW), and of using source separation to obtain high quality compost. Yet, the extent to which the composting of OMSW is economically justifiable depends on various factors influencing the compost supply and demand curves. On the demand side there is the compost's contribution to agricultural production, as well as the savings realized by avoiding landfilling. The supply depends on the production and transportation costs associated with the compost produced, not only from OMSW, but also from alternative sources for organic matter, such as livestock manure (LM) and wastewater treatment sludge (WTS). In addition, from a social point of view, one should take into account a variety of environmental effects (Ayalon et al., 2000, 2001), as well as the impact of internalizing externalities by regulations.

There is a vast scientific information on various aspects of organic waste treatment and its agricultural use; e.g., logistic processes (Chakrabarti and Sarkhel, 2003), air pollution (He et al., 2001), compost productivity (Avnimelech, 1997), and socio-economic aspects (Hayashi et al., 2004, Janzen et al., 1999). Each of these studies considers some of the elements associated with the question raised in this study: to what extent is it economically worthwhile to use composting as a solution for organic waste disposal? In effect, to the best of our knowledge there is, as yet, no comprehensive economic analysis of organic waste recycling through composting that (1) encompasses the main types of competing sources for organic raw materials, (2) explicitly incorporates the agricultural demand for compost, (3) considers costs associated with alternative disposal methods, (4) includes the external costs caused by each of the relevant components, and

(5) takes into account the spatial nature of the problem. This paper presents an economic analysis that encompasses all these elements, and applies it to the case of Israel.

Composting seems a promising disposal solution in Israel: first, OMSW comprises 40% of the total municipal solid waste (MSW) produced; second, landfill volume is expected to be exhausted by the year 2014 (Hoshva, 2005); and third, in this semi-arid region compost productivity is high due to the low soil-organic content. The purpose of our analysis is to examine the economical feasibility of recycling organic materials from sources of MSW, LM and WTS. To this end, we develop a mathematical programming model, in which the viability of recycling is examined relative to the alternative of disposing of these organic wastes in sanitary landfills - the cheapest disposal alternative.

## **II. Organic Waste Management in Israel**

The Israeli system of organic materials management is in a transition period, where new strict environmental regulations are taking place. Our analysis assumes that these regulations are fully enforced.

The local authorities are required to recycle MSW by regulation (MoE, 1998). Consequently, the amount of recycled OMSW has been increased from approximately 48,000 tons in 1998 to almost 200,000 tons in 2004. This is about 14% of the total OMSW, which amounts to 1.47 million tons per year. However, in all sites organic waste is separated by a revolving drum screen, so that small inorganic items slip through, and reduce the quality of the product, which is therefore sold at a price of only \$15 per ton. Home production does not constitute a significant source for compost (Afik and Lavee, 2000).

At present about 370,000 tons of compost are produced annually from LM in official sites. Gate prices for compost range between \$38 and \$45 per ton. In addition, production by farmers is estimated at 50,000 tons a year, mainly from cow manure mixed with 10% chicken manure

(Afik and Lavee, 2000). In 1999, a reform was instituted in the milk industry, according to which all the manure (1.40 million tons/year) will reach organized facilities (Zadikov, 2005).

The Israeli new regulations for disposal of WTS (December 2003) require treating the entire amount of WTS so it reaches the level of sludge Class A according to the EPA directive (EPA 2006), which implies no limitations on agricultural application. Today, about 16,000 tons of sludge are treated to the Class A level, and sold for nearly \$11 per ton (Zadikov, 2005). In our analysis we assume that all the sludge will be thickened and squeezed to 20% solids (altogether nearly 111,000 ton/year) before it is directed to either landfills or composting plants.

According to the aforementioned numbers and transformation coefficients the total potential production of compost throughout the country amounts to 1.7 million tons/year, while the current aggregated annual compost production is around 570,000 tons. Excluding gardening consumption, the amount currently used by the agricultural sector is about half a million tons per year.

### **III. The Programming Model**

The model takes into account the spatial distribution of the sources of organic wastes, of the composting plants and of the agricultural regions in which compost may be applied; all of them are presented in Figure 1. Fourteen groups of urban and rural settlements are the sources of OMSW and WTS, respectively. Each settlements group (SG) is characterized by the quantity of OMSW and WTS produced there, and a geographic location represented by the center of the group's largest city. We consider 13 agricultural regions of demand for compost based on data reported by the Central Bureau of Statistics (CBS, 2004). Each region is characterized by a point located at its geographic center, and by the different crops grown there; all together we consider 42 crops. The agricultural regions also constitute sources for LM. Compost is assumed to be

produced at eight plants, where some of them are existing plants. Since the process of collecting the OMSW is based on separation at the source, the model does not incorporate sorting plants.

The objective of the model is to optimize the allocation of the organic wastes to the compost plants, the compost produced in the plants to the agricultural regions, and the distribution of the compost to the various crops grown there. Altogether there are 978 variables. The optimal allocation is achieved when the financial contribution of the composting system is maximized relative to the alternative of disposing of these organic wastes in landfills.

For the purpose of brevity, we base the formal presentation of the model on Table 1, which summarizes all the definitions and symbols of the model's elements. The table also indicates the main parameter values and includes references to the relevant tables. Data are for 2003, and all monetary values are in terms of July 2004 US dollars.

The objective function,  $\Pi$  (\$/year), is:

$$\begin{aligned}
\Pi = & \sum_{k=1}^K \sum_{m=1}^M g_{km} p_m(Y_m, \hat{p}_m) \cdot y_{km} \cdot [v_{1km}(a_{km} - \bar{a}_{km}) + v_{2km}(a_{km}^2 - \bar{a}_{km}^2)] \\
& + \sum_{i=1}^I \beta_i^w \sum_{j=1}^J w_{ij} + \sum_{k=1}^K \beta_k^l \sum_{j=1}^J l_{kj} + \sum_{i=1}^I \beta_i^s \sum_{j=1}^J s_{ij} \\
& - \phi^w \sum_{i=1}^I \sum_{j=1}^J w_{ij} - \phi^l \sum_{k=1}^K \sum_{j=1}^J l_{kj} + \phi^s \sum_{i=1}^I \sum_{j=1}^J s_{ij} - \alpha_1^w \sum_{i=1}^I \sum_{j=1}^J w_{ij} - \alpha_2^w \sum_{i=1}^I \sum_{j=1}^J d_{ij} w_{ij} \\
& - \alpha_1^l \sum_{k=1}^K \sum_{j=1}^J l_{kj} - \alpha_2^l \sum_{k=1}^K \sum_{j=1}^J d_{jk} l_{kj} - \alpha_1^s \sum_{i=1}^I \sum_{j=1}^J s_{ij} - \alpha_2^s \sum_{i=1}^I \sum_{j=1}^J d_{ij} s_{ij} - \alpha_1^c \sum_{j=1}^J \sum_{k=1}^K c_{jk} - \alpha_2^c \sum_{j=1}^J \sum_{k=1}^K d_{kj} c_{jk} \\
& - \eta_1 \sum_{j=1}^J \delta_j - (\eta_2 + \eta_3) \sum_{j=1}^J \sum_{k=1}^K c_{jk}
\end{aligned} \tag{1}$$

In (1),  $p_m(Y_m, \hat{p}_m)$  represents the output price. To account for price elasticity we let

$p_m(Y_m, \hat{p}_m) = \mu_m^1 + \mu_m^2 Y_m + \mu_m^3 \hat{p}_m$  be the demand function of crop  $m$ , where

$Y_m = \sum_{k=1}^K g_{km} y_{km} [v_{1km}(a_{km} - \bar{a}_{km}) + v_{2km}(a_{km}^2 - \bar{a}_{km}^2)]$  is the nationwide production of crop  $m$ , and

$$\hat{p}_m = \frac{\sum_{k=1}^K \sum_{n=1}^M \rho_n^m g_{kn} p_n (Y_n, \hat{p}_n) y_{kn} [v_{1kn} (a_{kn} - \bar{a}_{kn}) + v_{2kn} (a_{kn}^2 - \bar{a}_{kn}^2)]}{\sum_{k=1}^K \sum_{n=1}^M \rho_n^m g_{kn} y_{kn} [v_{1kn} (a_{kn} - \bar{a}_{kn}) + v_{2kn} (a_{kn}^2 - \bar{a}_{kn}^2)]}, \quad n \neq m, \text{ is the average price of crop-}$$

$m$ 's substitute products;  $\rho_n^m$  is an indication factor, which is equal to one for substituting crops, and zero otherwise; the demand function intercept,  $\mu_m^1$ , is net of yield-quantity-dependent costs.

The term in the square brackets in (1) represents the annual rate of yield increase achieved as a result of the application of compost in an annual amount of  $a_{km}$  tons per 1000 m<sup>2</sup>, relative to the actual observed yield,  $y_{km}$ , which is associated with the observed compost application,  $\bar{a}_{km}$ . This quadratic production function was chosen because 1) it fits well the results of field experiments conducted on several crops, and 2) this formulation enables using these experimental findings to estimate responses of other crops, for which such experiments were not performed.

The objective function is to be maximized subject to the  $k \times m$  agricultural application constraints  $a_{km} \leq A_{km}$ ;  $k$  compost supply constraints  $\sum_{m=1}^M g_{km} a_{km} \leq \sum_{j=1}^J c_{jk}$ ;  $j$  organic wastes supply

constraints  $\sum_{k=1}^K c_{jk} \leq \gamma^{wl} \left[ \sum_{i=1}^I w_{ij} + \sum_{k=1}^K l_{kj} \right] + \gamma^{wl} \sum_{i=1}^I s_{ij}$ ;  $3 \times j$  plant capacity constraints  $\sum_{i=1}^I w_{ij} \leq C_j^w$ ,

$\sum_{k=1}^K l_{kj} \leq C_j^l$ , and  $\sum_{i=1}^I s_{ij} \leq C_j^s$ ;  $2i+k$  organic materials availability constraints  $\sum_{j=1}^J w_{ij} \leq W_i$ ,  $\sum_{k=1}^K l_{kj} \leq L_k$

and  $\sum_{j=1}^J s_{ij} \leq S_i$ ; and non-negativity constraints with respect to all the variables; altogether there

are 1,610 constraints. Note that internal solution to this problem depends on the values associated with the compost contribution to agricultural income, which is the single non-linear element in the model.

#### IV. Production Functions

A key element in our model is the response of yields to compost application, which creates the incentive for the composting disposal alternative. As aforementioned, with the appropriate assumptions, the quadratic function in (1) can be adjusted for a large number of crops based on experimental results associated with only a few crops. The following is a description of the procedure used for this purpose. For tractability purposes, we have omitted the region index.

The procedure is based on two assumptions: (I) all the crops belonging to a predefined group of crops are characterized by an identical rate of change in yield with a change in the amount of compost applied, relative to the situation in which no compost is applied at all; (II) the level of annual yield per 1000m<sup>2</sup>,  $y_m$ , reported by the CBS for each crop, is based on conditions under which a known amount of compost is applied,  $\bar{a}_m$ .

Assuming that we have field experiment findings for a given crop,  $m$ , it is possible to estimate the following quadratic function:

$$f^m(a_m) = \theta_0^m + \theta_1^m a_m + \theta_2^m a_m^2, \quad (2)$$

where  $f^m(a_m)$  is the level of yield and  $\theta_0^m$ ,  $\theta_1^m$  and  $\theta_2^m$  are crop specific parameters. The CBS reports an average yield,  $y_m$ , where  $y_m = f^m(\bar{a}_m) = \theta_0^m + \theta_1^m \bar{a}_m + \theta_2^m \bar{a}_m^2$ . From this expression we isolate  $\theta_0^m$ , substitute into (2), and rearrange to get the rate of yield change resulting from applying the amount of  $a_m$  of compost relative to the situation in which  $\bar{a}_m$  is applied:

$$\frac{f^m(a_m) - y_m}{y_m} = \frac{\theta_1^m}{y_m} (a_m - \bar{a}_m) + \frac{\theta_2^m}{y_m} (a_m^2 - \bar{a}_m^2). \quad (3)$$

We define  $\frac{\theta_1^m}{y_m} = v_1^m$  and  $\frac{\theta_2^m}{y_m} = v_2^m$ . Assume now that we have the value  $y_n$ , which represents

the average annual yield per 1000m<sup>2</sup> achieved in some crop,  $n$ ,  $n \neq m$ , given that the amount  $\bar{a}_n$

is applied. If crops  $m$  and  $n$  belong to the same group of crops for which, according to (I), there is  $v_1^m = v_1^n$  and  $v_2^m = v_2^n$ , then, the yield increase of crop  $n$  as a result of applying compost in quantity  $a_n$  relative to the yield obtained when the amount  $\bar{a}_n$  is applied,  $f^n(a_n) - y_n$ , can be calculated according to:

$$f^n(a_n) - y_n = y_n \left[ v_1^m (a_n - \bar{a}_n) + v_2^m (a_n^2 - \bar{a}_n^2) \right]. \quad (4)$$

According to (II), the CBS data provide us with a value of  $y_m$  obtained for a known level of  $\bar{a}_m$ .

Thus, we reach the response function in equation (1).

In order to perform this procedure, the crops must be grouped according to (I), so that there is at least one crop in each group for which field experiments have been conducted. In order to neutralize the effect of variance related to climate and soil factors, we chose to base the estimation on the findings of field experiments conducted in areas with climate conditions as similar as possible to that of Israel. Sources that report on yield response to application of compost were found for corn (Avnimelech et al., 1990; Mor et al., 1990), wheat and clover (Agassi et al., 2004), potatoes (Fine et al., 2003; Avnimelech et al., 1996), broccoli (Jackson et al., 2004; Perez-Murcia et al., 2006), strawberries (Arancon et al., 2004), olives, oranges and grapevines (Aguilar et al., 1997) and for sunflowers and watermelons (Izencot and Zilberman, 2004). Table 2 summarizes the estimated parameters  $v_1$  and  $v_2$  for these representative crops. When available, allocation into groups was based on botanical families, where all other crops were divided according to a classification of 'trees' and 'non-trees.'

Nationwide estimations for observed compost applications,  $\bar{a}_m$ , and maximum applications,  $A_m$ , are based on findings of a survey conducted by Afik and Lavee (2000), who studied actual compost practices in Israel and farmers' willingness to utilize compost. According

to their  $\bar{a}_m$  values, current agricultural compost application,  $\sum_{k=1}^K \sum_{m=1}^M g_{km} \bar{a}_{km}$ , amounts to 475,000 tons/year, which is practically equal to the aforementioned 0.5 million tons/year total agricultural consumption, estimated based on recycling data.

## V. Economic Data

The model itself and additional data not reported herein are available as an electronic supplementary material to this article. Here we outline the procedures used for estimating the economic parameters.

Demand function coefficients were calculated based on elasticity factors estimated by Hadas (2001) for the internal Israeli consumption of vegetative agricultural products, and by Kachel (2004) for the major Israeli exported crops. Let,  $\bar{p}_m^L$  and  $\bar{p}_m^E$  be, respectively, the observed prices of local and exported productions of crop  $m$ . Define the demand functions  $p_m^L(Y_m, \hat{p}_m) = \mu_m^{1L} + \mu_m^{2L} r_m Y_m + \mu_m^{3L} \hat{p}_m$  and  $p_m^E(Y_m) = \mu_m^{1E} + \mu_m^{2E} (1 - r_m) Y_m$ , where  $r_m$  is the observed fraction of crop- $m$ 's local consumption. With information on the demand elasticity with respect to the local crop- $m$ 's consumption,  $\eta_m^{2L}$ , to the local prices of crop- $m$ 's substitutes,

$\eta_m^{3L}$ , and to the exported quantity,  $\eta_m^{2E}$ , we get  $\mu_m^{2L} = \frac{\bar{p}_m^L}{r_m Y_m \eta_m^{2L}}$ ,  $\mu_m^{3L} = -\frac{\eta_m^{3L} r_m Y_m \mu_m^{2L}}{\bar{p}_m^L}$  and

$\mu_m^{2E} = \frac{\bar{p}_m^E}{r_m Y_m \eta_m^{2E}}$ . Given these, and the costs dependent upon yield levels,  $\psi_m$ , the coefficients

$\mu_m^1$ ,  $\mu_m^2$  and  $\mu_m^3$  can be calculated by substituting into the expression

$$p_m(Y_m, \hat{p}_m) = r_m p_m^L(Y_m, \hat{p}_m) + (1 - r_m) p_m^E(Y_m) - \psi_m.$$

A survey among waste transport contractors provided data for estimating transportation costs parameters of MSW. Transportation costs of compost, LM and WTS were estimated based on Pluda (2002). In all cases we add external costs of \$0.008/ton-km (EMC, 1996) to the

distance dependent parameter. The unit cost of landfilling raw materials,  $\beta_i^w$ ,  $\beta_k^l$  and  $\beta_i^s$ , were calculated for each source as the sum of the cost of transporting to, and of dumping at the landfill which currently associated with the source. Costs at the landfills include gate price and external costs of \$1.77/ton, as estimated by EMC (1996).

A significant element in the analysis is the additional cost of collecting and separating the organic component of the municipal domestic waste -  $\phi^w$ . Our estimation relies upon two sources: 1) Kahat et al. (1999) have estimated the average collection costs in Israel, without separation at the source, to be \$41/ton; 2) Eunomia (2005) have surveyed costs of collecting waste in five cities in Italy, where separation at the source takes place. A multivariate regression indicates that the cost of collecting a ton of separated waste is 102 Euro/ton (P value = 0.03), while the cost of collecting non-separated waste is 53 Euro/ton (P value = 0.06). Hence, separation increases costs by 91%; utilizing Kahat's datum we get  $\phi^w = \$37.1/\text{ton}$ . Pretreatments of LM and WTS were assumed negligible; i.e.,  $\phi^l = \phi^s = 0$ .

Calculations of  $\eta_1$  and  $\eta_2$ , the compost production costs, are based on Pluda's work (2002). The variable cost,  $\eta_2$ , includes external cost associated with N<sub>2</sub>O emissions, which is equal to the emission of 11 grams per ton (Avnimelech et al., 2005), multiplied by the damage of \$11.2 per kg of N<sub>2</sub>O (Eshet et al., 2005); this amounts to \$0.12 per ton of compost. The cost involved in applying the compost in the field,  $\eta_3$ , is estimated at \$4.5/ton.

The quantities of SG's OMSW,  $W_i$ , were calculated according to CBS (2004) data on the MSW production by cities. LM productions,  $L_k$ , were estimated based on the annual production of milk, eggs, chickens, turkeys, heads of sheep for milk, and heads of calves for meat (CBS, 2004); all of these were converted to amounts of manure according to conversion coefficients (Afik and Lavee, 2000; Pluda, 2002). Amounts of WTS,  $S_i$ , are from Zadikov (2005).

## VI. Results

The mathematical programming model was formulated on an Excel spreadsheet, and run by means of the Premium Solver Platform V6.5 manufactured by Frontline Systems, Co., using the Large-Scale Generalized Reduced Gradient engine.

The analysis indicates that it is economically feasible to recycle all of the LM (about 1,440,000 tons/year), all the WTS (111,000 tons/year), but only 75% of the OMSW; i.e., 1,108,000 tons/year of the total amount produced in the country, 1,470,000 tons/year. Table 3 presents the model's compost productions in comparison to the potential and the current production levels. The explanation for this finding is simple: LM and WTS constitute cheaper raw materials, because the cost of supplying them does not necessitate separation costs.

The optimal allocations of raw organic materials to the compost plants, and of the compost produced there to the agricultural regions, are presented by three-dimensional diagrams in Figure 2. Sources and destinations are ordered from north to south, such that along the diagonal distances are the shortest. The figure shows that, as expected, factories get organic materials from sources nearby, and allocate the compost to the agricultural regions in their surroundings. It was found that the maximal return is achieved when we refrained from using a compost plant in Tuvlan. In addition, it is not worthwhile to send OMSW to the Duda'im plant in the south and to Shazarim in the north; they should receive only LM and WTS as their raw materials. The plant in Kalansuwa should receive OMSW and WTS, but not LM. As to the sources of OMSW, it is not economically worthwhile to recycle the OMSW from the northern SGs of Kiryat-Shemona, Zefat, and Tiberius, from Jerusalem in the center of Israel, and from Ashkelon and Be'er Sheva in the south; these settlements would do better by shipping their OMSW to landfills.

The total amount of compost produced is 1,530,000 tons/year (89% of the potential quantity) and the value of the objective function is \$88,576,000/year. This value expresses the financial return to the Israeli economy from the composting array relative to sending the organic wastes to landfills. Table 4 presents the benefits and costs comprising this return. On the benefits side, the contribution of compost to agricultural production constitutes about two thirds of the total, while the rest is attributed to the savings on landfill costs. The most prominent element among the cost components is the added cost due to separation at the source, which comprises one third of the total costs.

Our analysis points to an internal solution with respect to the utilization of OMSW for compost production. Considering the market for compost, this implies that the nationwide compost demand and supply curves intersect at the optimal compost production level, 1,530,000 tons/year. To illustrate this we calculate the compost's value of marginal production (VMP) and the Marginal Costs (MC) curves by rerunning the model, while in each run the compost production amount is imposed; Figure 3a shows the resultant curves. The VMP curve is an estimation of the agricultural sector demand curve, and it represents the marginal increase in agricultural revenue minus the compost marginal application costs. All the other model's elements are incorporated into the MC curve; that is, savings on landfill costs are considered negative costs. The VMP\* (bold dashed) curve in Figure 3a is calculated for fixed agricultural output prices; i.e.,  $p_m = r_m \bar{p}_m^L + (1 - r_m) \bar{p}_m^E - \psi_m$ . The fact that the VMP\* curve lays below the VMP curve calculated based on the demand functions  $p_m(Y_m, \hat{p}_m)$ , indicates that, in the latter, the effect of the prices of substituting crops,  $\hat{p}_m$ , exceeds the impact of the self output quantity,  $Y_m$ . Based on the VMP\* curve the optimal compost production is lower, and amounts to only 1,260,000 tons/year.

In Figure 3b, 3c and 3d we break the MC curve into its components, and separate the production according to the three raw materials, OMSW, LM and WTS, respectively. It can be clearly seen that first LM is utilized as a raw material, then WTS, and finally OMSW, where each one enters into production only when the former is exhausted. Marginal transportation costs fluctuate and actually play a relatively minor role in determining the spatial order of raw materials utilization. Landfill costs, however, constitute an important factor, particularly with respect to LM and OMSW, where sources with high landfilling costs are used first.

Potato is the crop with the lowest VMP to which compost is applied, \$22.1/ton. Under equilibrium, this is the price expected for compost in the regions where potato is grown and do receive compost: Golan, Western Galil, Haifa and the Jordan Valley (Regional VMP values are calculated based on the VMP\* function, assuming that farmers take prices as given). The second lowest VMP crop is marrow in the Galil with \$43.5/ton; then, watermelon sets an equilibrium price of \$44.0/ton in the regions Yizre'el Valley, Lower Galil, Hasharon, Center, Ashkelon and Yehuda. In Arad there is onion with \$49.2/ton, and finally almond in the Negev-Arava region, \$54.5/ton. Table 3 shows that these prices are quite similar to current actual prices of high quality compost produced from LM. Based on these prices we calculate the total annual expenditures for farmers to purchase the compost at \$61.7 million. Using Table 4, the annual consumers' surplus amounts to about \$34.5 million, which on average is \$22.5 per ton of compost. This increase in farmers' profits constitutes about 20% of the total vegetative agricultural net income in Israel.

The settlements bear all the costs associated with supplying the separated OMSW, and therefore expect to be paid for the materials at the composting plant gate; otherwise, they might prefer the landfill alternative. This payment should cover the cost involved in separating the waste at the source plus the cost of transporting it to the plants, minus the saved landfill costs: a

national total of \$17.1 million/year. In other words, on average, the price of separated OMSW waste at the composting plant gate should be at least \$15.5/ton. With respect to LM and WTS, their alternative disposal costs are \$ 21.5 million and \$1.8 million per year, respectively; it is therefore expected that suppliers will pay up to these sums to compost producers. Accordingly, average gate prices are \$14.9/ton and \$16.3/ton for LM and WTS, respectively. Given these numbers, and the expenses detailed in Table 4, the profit of the composting plants operators is \$54.0 million per year, which is on average \$35.2 per ton of compost.

## **VII. Conclusions**

Our analysis has a few implications in terms of organic waste management and policies. First, we demonstrate that the regulations recently set by the Israeli authorities with respect to the management of LM and WTS, originated primarily for environmental protection considerations, actually create an opportunity for additional benefits if these materials are to be reused within the agricultural production; this potential supports the strict enforcement of these regulations, and also encourages disposal by compostation.

Second, although the relative advantage of LM and WTS as raw materials, it is economically justifiable to reuse most of the OMSW. However, the composting is not worthwhile in all settlements. Therefore, regulations aimed at increasing the rate of MSW recycling should leave enough freedom for municipalities to select their waste disposal strategies. In this regard, a major cost element is the separation of OMSW at the source; this is a prerequisite to the production of high quality compost valuable to the agricultural sector. It is expected that municipalities will adopt this method provided that agreements ensure a steady consumption of the separated materials for the long-run. Since such agreements frequently require the involvement of a few neighboring agricultural enterprises and local authorities, the central government may initiate and stimulate the formation of regional cooperation by creating

appropriate economic incentives. For example, our model shows that setting a tax of \$25/ton on OMSW landfilling increases the recycling rate of OMSW from 75% to 100%.

Finally, the realization of the aforementioned scenario depends on the agricultural demand for compost, which depends on the recognition by farmers of the benefits of compost application. In our analysis we take into account both the scientific data on compost productivity and the real-world farmers' conceptions about compost application. However, the latter is based on a survey of farmers' stated willingness to utilize compost rather than on observed actual consumption. It appears that this willingness is highly dependent on the quality of the compost and on recommendations by the authorities (Afik and Lavie, 2000). Therefore, the government can play a major role in increasing the demand for compost by both setting and enforcing clear standards for high quality compost, and by spreading the scientific information on compost advantages through the governmental agricultural instruction system.

How applicable is this analysis to other cases throughout the world? At the heart of the programming model is the compost production function, which is based on data collected from the scientific literature. This information can be used in similar analyses with respect to regions facing the same challenges, particularly areas where the percentage of organic matter in the soil is less than 2%; e.g., Portugal, Spain, Southern France, Italy and Greece (Zdruli et al., 2004). Our estimation of the compost's VMP is based on elasticities of demands for agricultural products, as well as on farmers' stated willingness to utilize compost; both are specific to the case of Israel. Most of the external costs are transferable, whereas other economic data are mainly from official reports by governmental agencies, and therefore are case specific.

### **Acknowledgment**

This research was partially funded by the Israeli Ministry of the Environment.

## References

- Afik Engineering and Lavee A. 2000. "The compost in Israel: A survey of sources and uses and an economic analysis," a report to The Israel Ministry of the Environment (Hebrew).
- Agassi M., Levy G.J., Hadas A., Benyamini Y., Zhevelev H., Fizik E., Gotessman m., Sasson N., 2004. "Mulching with composted municipal solid wastes in the Central Negev, Israel. 1. Effects on minimizing rainwater losses and on hazards to the environment," *Soil and Tillage Research* 78:103–113.
- Aguilar, F. J., González, P., Revilla, J., de León, J. and Porcel, O. 1997. "Agricultural Use of Municipal Solid Waste on Tree and Bush Crops," *Journal of Agricultural Engineering Research* 67(1):73-79.
- Arancon, N.Q., Edwards, C.A., Bierman, P., Welch, C. and Metzger, J.D. 2004. "Influences of Vermicomposts on Field Strawberries: 1. Effects on Growth and Yields," *Bioresource Technology* 93(2):145-153.
- Avnimelech, Y. 1997. "Land Application of Composted Municipal Wastes," In: Chremisinoff P. N. (Ed.). Ecological Issues and Environmental Impact Assessment. Advances in Environmental Control Technology. Gulf Publishing Company, Houston, Texas. pp. 551-570.
- Avnimelech, Y., Bruner, M., Ezrony, I., Sela, R., Kochba, M., 1996. "Stability Index for Municipal Solid Waste Compost," *Compost Science and Utilization* 4(2):13-20.
- Avnimelech, Y., Cohen, A., and Shkedi, D., 1990. "The Effect of Municipal Solid Waste Compost on the Fertility of Clay Soils," *Soil Technology* 3: 275-284.
- Avnimelech, Y., Ayalon O., Ben Brit, T., Kochva, M., 2005. "N<sub>2</sub>O Emissions from Compost Piles," In: Mingelgrin, U. (Ed.), "Sustainable Reduction, Treatment and Recovery of Waste in Israel," Final report to the Ministry of Science, 178 pp (Hebrew).
- Ayalon, O., Avnimelech, Y., Shechter, M., 2000. "Alternative MSW Treatment Options to Reduce Global Greenhouse Gases Emissions: The Israeli Example," *Waste Management and Research* 18: 538-544.
- Ayalon, O., Avnimelech, Y; Shechter, M., 2001. "Solid Waste Treatment as a High-Priority and Low-Cost Alternative for Greenhouse Gas Mitigation," *Environmental Management*, 27 (5): 697-704

- Central Bureau of Statistics website: [www.cbs.gov.il](http://www.cbs.gov.il)
- Chakrabarti, S. and Sarkhel, P., 2003. "Economics of Solid Waste Management: A Survey of Existing Literature," Indian Statistical Institute.
- EMC Environmental Management and Consulting. 1996. "Solid Waste Disposal Methods – External and Direct Costs Evaluation". A report to an inter-ministerial committee, 107 pp. (Hebrew).
- EPA website: <http://www.epa.gov/epaoswer/non-hw/compost/biosolid.pdf>.
- Eshet, T., Ayalon, O., Shechter, M., 2005. "A Critical Review of Economic Valuation Studies of Externalities from Incineration and Landfilling," *Waste Management and Research* 23(6): 487-504.
- EU web site: [http://europa.eu.int/comm/environment/index\\_en.htm](http://europa.eu.int/comm/environment/index_en.htm).
- Eunomia research and consulting, Ecotec Research and Consulting, 2005. "Costs for Municipal Waste Management in the EU," European Commission, 71 pp. [http://europa.eu.int/comm/environment/index\\_en.htm](http://europa.eu.int/comm/environment/index_en.htm).
- Fine, P., Gips, A., Zilberman, A., Rosenberg, R., Davidov, S., Suriano, S., Baruzkin, A., Isicson, E., Bar, Z., Einshtain, A. and Katlan, Y. 2003. "Application of Lime Stabilized Sludge (Ecosoil, N-Viro) in Autumn Potato Growing in the North-West Negev," The Agricultural Research Administration, Report no. 607/03 (Hebrew).
- Hadas, E. 2001. "Economic Aspects of Agricultural Trade Among Israel, Gaza and the West-Bank," Ph.D. thesis, The Hebrew University of Jerusalem (Hebrew).
- Hayashi, T., Yamamoto, M. and Masuda, K. 2004. "Evaluation of the Recycling of Biomass Resources by Using the Waste Account," *Studies in Regional Science* 34(3): 289-95.
- He, Y., Inamori, Y., Mizuochi, M., Kong, H., Iwami, N., Sun, T., 2001. "Nitrous Oxide Emissions from Aerated Composting of Organic Waste," *Environmental Science and Technology* 35(11): 2347-2351.
- Hoshva Consultants, 2005. "Master plan for solid waste in Israel," A report to the Ministry of the Environment, 81 pp (Hebrew).  
[http://www.sviva.gov.il/Environment/Static/Binaries/Articals/tochnit\\_psolet\\_1.pdf](http://www.sviva.gov.il/Environment/Static/Binaries/Articals/tochnit_psolet_1.pdf)

- Izencot, A. and Zilberman, A. 2004, "Multi Annual Summary of Impact of Sludge Compost and Sewage Sludge on Yields and Soil in Field Crops at Three Regions, 1999-2003." A Report to the Chief of Science, the Ministry of the Environment, (Hebrew).
- Jackson, L.E., Ramirez, I., Yokota, R., Fennimore, S.A., Koike, S.T., Henderson, D.M., Chaney, W.E., Calderón, F.J. and Klonsky, K. 2004. "On-farm Assessment of Organic Matter and Tillage Management on Vegetable Yield, Soil, Weeds, Pests, and Economics in California," *Agriculture, Ecosystems and Environment* 103(3): 443-463.
- Janzen, R.A., McGill, W.B., Leonard, J.J. and Jeffrey S.R. 1999. "Manure as a Resource - Ecological and Economic Considerations in Balance," *Transactions of the ASAE* 42(5): 1261-1274.
- Kachel, Y. 2004. "The Influence of Industry Structure on Performance: The Case of the Israeli Citrus Industry," Ph.D. thesis, The Hebrew University of Jerusalem.
- Kahat, D., Lavee, D., Halerman, J., Kahat O., 1999. "Improvement of Waste Collection Services in Israel," A Report to The Ministry of Interior and The Ministry of the Environment (Hebrew).  
[http://www.sviva.gov.il/Environment/Static/Binaries/index\\_pirsumim/p0327\\_1.pdf](http://www.sviva.gov.il/Environment/Static/Binaries/index_pirsumim/p0327_1.pdf).
- Ministry of the Environment web site: [www.sviva.gov.il](http://www.sviva.gov.il)
- Mor, Y., Gilboa, S., Kochva, M., Avnimelech, Y. and Orly H., 1990. "Application of Compost to Corn in the Jordan Valley," *Hassadeh* 70(7): 1052-1054 (Hebrew).
- Perez-Murcia, M.D., Moral, R., Moreno-Caselles, J., Perez-Espinosa, A. and Paredes, C. 2006. "Use of Composted Sewage Sludge in Growth Media for Broccoli," *Bioresource Technology* 97(1): 123-130.
- Pluda D., 2002. "The Array of Composting Centers for Livestock Manure in the Yizre'el Valley," A Report to the Ministry of Agriculture and Rural Development (Hebrew).
- Zadikov, I. 2005. "The Reform Program for the Dairy Sector". A Report to the Ministry of the Environment (Hebrew)  
[http://www.sviva.gov.il/Environment/Static/Binaries/Articals/milk\\_reform\\_1.pdf](http://www.sviva.gov.il/Environment/Static/Binaries/Articals/milk_reform_1.pdf).
- Zdruli, P., Jones, R. J.A. and Montanarella, L. 2004. EUR 21083 EN, 16pp.

**Table 1: Symbols of Indices, Parameters and Variables in the Model**

Symbol	Description	Units	Value/Reference
<b>Sets</b>			
$i$	Settlements groups ( $i = 1, \dots, I$ )		$I = 13$
$j$	Compost plants ( $j = 1, \dots, J$ )		$J = 8$
$k$	Agricultural regions ( $k = 1, \dots, K$ )		$K = 14$
$m$	Crops ( $m = 1, \dots, M$ )		$M = 42$
<b>Parameters</b>			
$g_{km}$	Area of land allocated to crop $m$ in region $k$	1000m <sup>2</sup>	Appendix 1 <sup>a</sup>
$y_{km}$	Average yield per 1000m <sup>2</sup> as reported by the CBS, for application of $\bar{a}_{km}$ tons of compost.	ton/1000m <sup>2</sup> -year	Appendix 3 <sup>a</sup>
$\mu_m^1$	Intercept coefficient of crop- $m$ 's demand function net of yield-quantity-dependent costs	\$/ton <sub>yield</sub>	Appendix 4 <sup>a</sup>
$\mu_m^2$	Quantity coefficient of crop- $m$ 's demand function	\$/((ton <sub>yield</sub> ) <sup>2</sup> -year)	Appendix 4 <sup>a</sup>
$\mu_m^3$	Substitute's price coefficient of crop- $m$ 's demand function	-	Appendix 4 <sup>a</sup>
$v_{1km}$	Linear coefficient of rate of yield increase achieved by applying the amount of compost $a_{km}$ relative to yield obtained under application of the amount $\bar{a}_{km}$ of compost	ton <sub>yield</sub> / (ton <sub>compost</sub> × ton <sub>yield-without-compost</sub> )	Table 2
$v_{2km}$	Quadratic coefficient of rate of yield increase achieved by applying the amount of compost $a_{km}$ relative to yield obtained under application of the amount $\bar{a}_{km}$ of compost	ton <sub>yield</sub> / ((ton <sub>compost</sub> ) <sup>2</sup> × ton <sub>yield-without-compost</sub> )	Table 2
$\beta_i^w$	Cost of landfilling domestic waste in SG $i$	\$/ton	Appendix 2 <sup>a</sup>
$\beta_k^l$	Cost of disposing of LM in region $k$	\$/ton	Appendix 1 <sup>a</sup>
$\beta_i^s$	Cost of disposing of WTS in SG $i$	\$/ton	Appendix 2 <sup>a</sup>
$\phi^w$	Added cost due to separation of domestic waste at the source	\$/ton	37.5
$\phi^l$	Added cost for pre composting preparation of LM	\$/ton	0
$\phi^s$	Added cost for pre composting preparation of WTS	\$/ton	0
$\alpha_1^w$	Fixed cost of transporting OMSW	\$/ton	0.79
$\alpha_2^w$	Distance variable cost of transporting OMSW	\$/ton-km	0.062
$\alpha_1^{cl}$	Fixed cost of transporting compost or LM	\$/ton	1.57

$\alpha_2^{cl}$	Distance variable cost of transporting compost or LM	\$/ton–km	0.066
$\alpha_1^s$	Fixed cost of transporting WTS	\$/ton	7.86
$\alpha_2^s$	Distance variable cost of transporting WTS	\$/ton–km	0.32
$d_{ij}$	Distance between settlement group $i$ and plant $j$	Km	Based on data in Appendix 2 <sup>a</sup>
$d_{jk}$	Distance between region $k$ and plant $j$	Km	Based on data in Appendices 1&2 <sup>a</sup>
$\eta_1$	Fixed cost at plant for production of compost	\$/year	79,420
$\eta_2$	Variable cost of producing compost from organic materials	\$/ton <sub>compost</sub>	5.2
$\eta_3$	Compost application costs in the field	\$/ton <sub>compost</sub>	4.44 <sup>b</sup>
$\bar{a}_{km}$	Compost application constraint	ton/1000m <sup>2</sup> -year	Appendix 4 <sup>a</sup>
$A_{km}$	Compost application constraint	ton/1000m <sup>2</sup> -year	Appendix 4 <sup>a</sup>
$C_j^w$	Plant's capacity constraint for organic waste	ton/year	$\infty$
$C_j^l$	Plants' capacity constraint for LM	ton/year	$\infty$
$C_j^s$	Plants' capacity constraint for WTS	ton/year	$\infty$
$W_i$	Total amount of OMSW produced in SG $i$	ton/year	Appendix 2 <sup>a</sup>
$L_k$	Total amount of LM produced in region $k$	ton/year	Appendix 1 <sup>a</sup>
$S_i$	Total amount of WTS produced in SG $i$	ton/year	Appendix 2 <sup>a</sup>
$\gamma^{wl}$	Production ratio, by weight – compost/OMSW and compost/LM	-	0.52 (Pluda 2002)
$\gamma^s$	Production ratio, by weight – compost/WTS	-	1.8 <sup>c</sup>
<b>Variables</b>			
$w_{ij}$	OMSW transported from SG $i$ to plant $j$	ton/year	
$l_{kj}$	LM transported from region $k$ to plant $j$	ton/year	
$s_{kj}$	WTS transported from SG $i$ to plant $j$	ton/year	
$c_{jk}$	Compost transported from plant $j$ to region $k$	ton/year	
$a_{km}$	Compost applied in region $k$ to yield $m$	ton/1000 m <sup>2</sup> -year	
$\delta_j$	Plant operation logical coefficient	$\delta_j = 1$ if the plant operates; otherwise, $\delta_j = 0$	

a. Appendices are presented in the electronic supplementary material to this article.

b. Bruner, M., Israel Ministry of Agricultural and Rural Development, personal communication, November 2004.

c. Zadikov, I., Israel MoE, Personal communication, June 2005.

**Table 2: Estimated Production Function Parameters for Crop Groups**

<b>Botanical Family</b>	<b>Representative Crops</b>	<b>Location of experiment</b>	<b>Crops in the Group</b>	<b>Obs.</b>	<b><math>\nu_1 \times 100\%</math></b>	<b><math>\nu_2 \times 100\%</math></b>
Vitaceae	Grape	Spain	Grape	15	19.11**	-2.30**
Compositae	Sun flower	Israel	Sun-flower, Lettuce, Artichoke	3	8.33 <sup>na</sup>	-0.86 <sup>na</sup>
Citrus	Orange	Spain	Orange, Lemon, Grapefruit, Other Citrus	3	14.83 <sup>na</sup>	-2.52 <sup>na</sup>
Cruciferae	Broccoli	California & Mexico	Cauliflower, Cabbage, Radish	5	9.78***	-0.12***
Solanaceae	Potato	Israel	Potato, Pepper, Tomato, Eggplant	4	3.17***	na
Oleaceae	Olive	Spain	Olive	9	15.23***	na
Papilionaceae	Clover	Israel	Alfalfa, Ground nut, Bean, Chick Pea, Pea	3	6.17 <sup>na</sup>	-0.19 <sup>na</sup>
Gramineae	Wheat	Israel	Wheat, Barley	3	11.47 <sup>na</sup>	-0.42 <sup>na</sup>
Gramineae	Corn	Israel	Corn	5	3.03**	-0.18*
Cucurbitaceae	Watermelon	Israel	Watermelon, Melon, Marrow, Cucumber	2	2.44 <sup>na</sup>	na
Trees	Orange	-	Plum, Avocado, Almond, Apple, Pear, Peach, Banana	3	14.83 <sup>na</sup>	-2.52 <sup>na</sup>
Non-trees	Sun-flower, Broccoli, Potato, Clover, Wheat, Corn, Watermelon	-	Celery, Carrot, Cotton, Onion, Garlic, Strawberry	19	5.60**	-0.04***

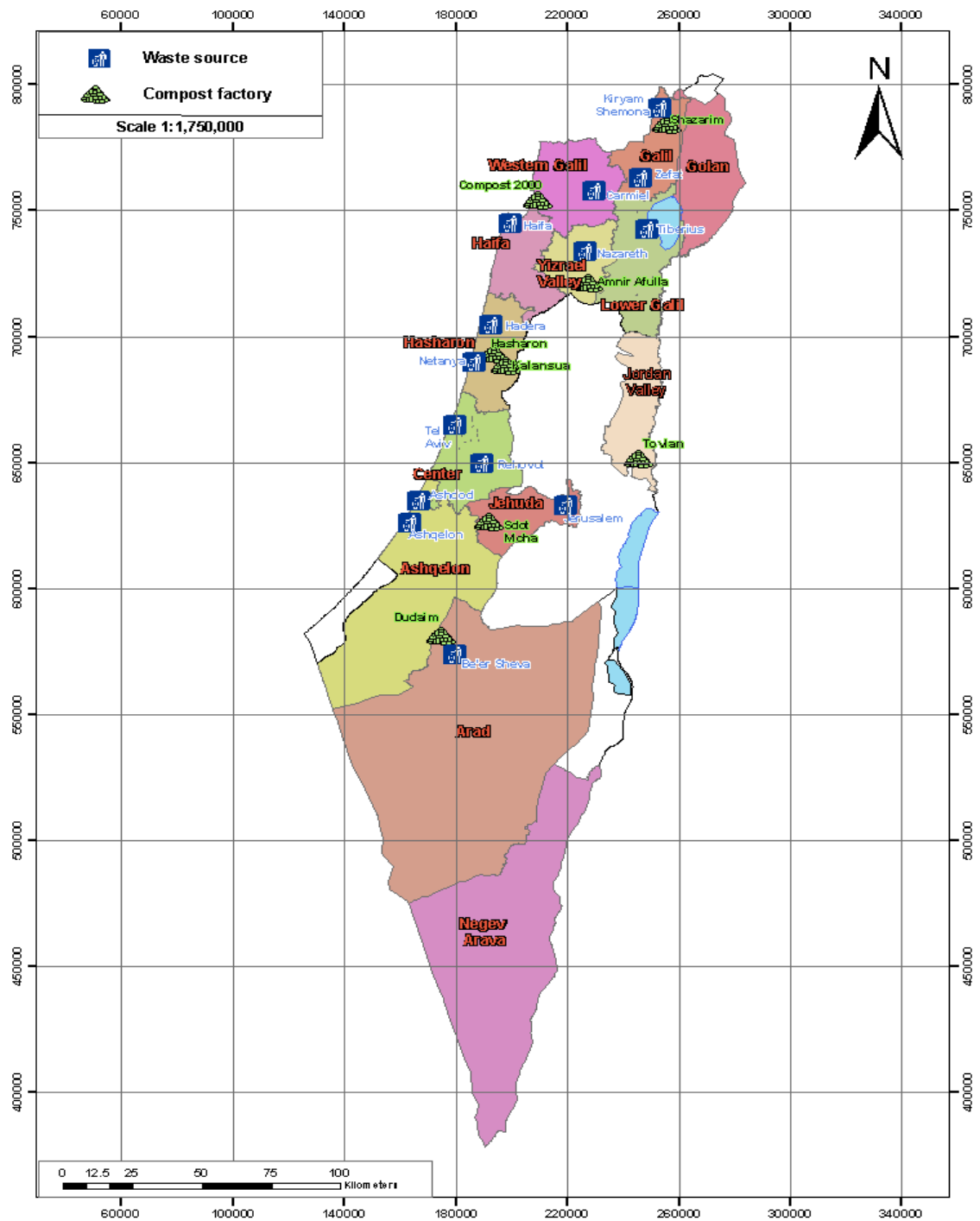
\* = significant at 10%, \*\* = significant at 5%, \*\*\* = significant at 1%, na = not available

**Table 3: Compost production and prices.**

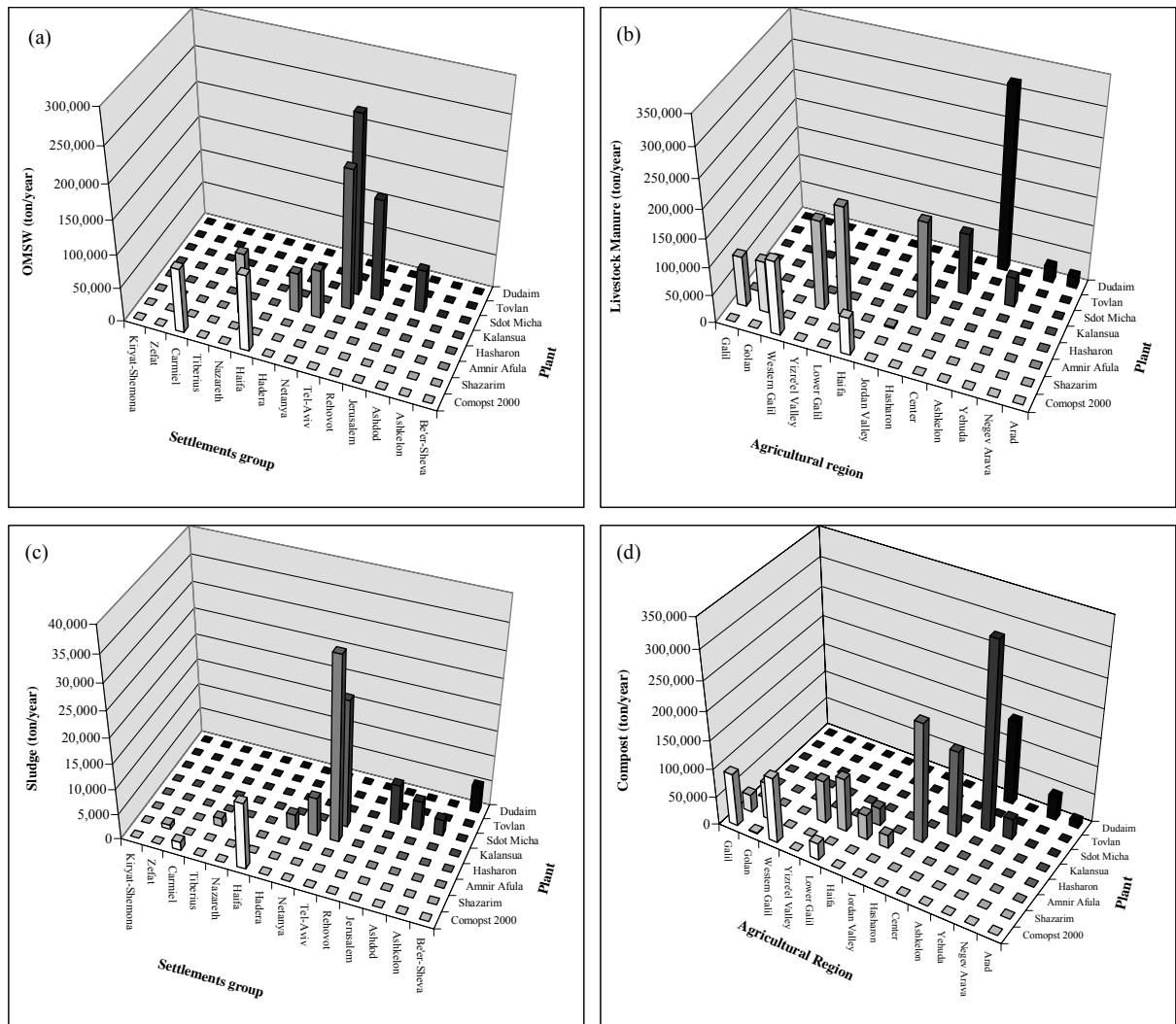
<i>Source</i>	<b>Compost production (ton/year)</b>			<b>Compost prices (\$/ton)</b>	
	<i>Potential</i>	<i>Current</i>	<i>Model</i>	<i>Current</i>	<i>Model</i>
OMSW	770,000	200,000	580,000	15	
LM	750,000	420,000	750,000	38 - 45	
WTS	200,000	30,000	200,000	11	
All	1,720,000	570,000	1,530,000		22 - 54

**Table 4: Benefits and costs under optimal management**

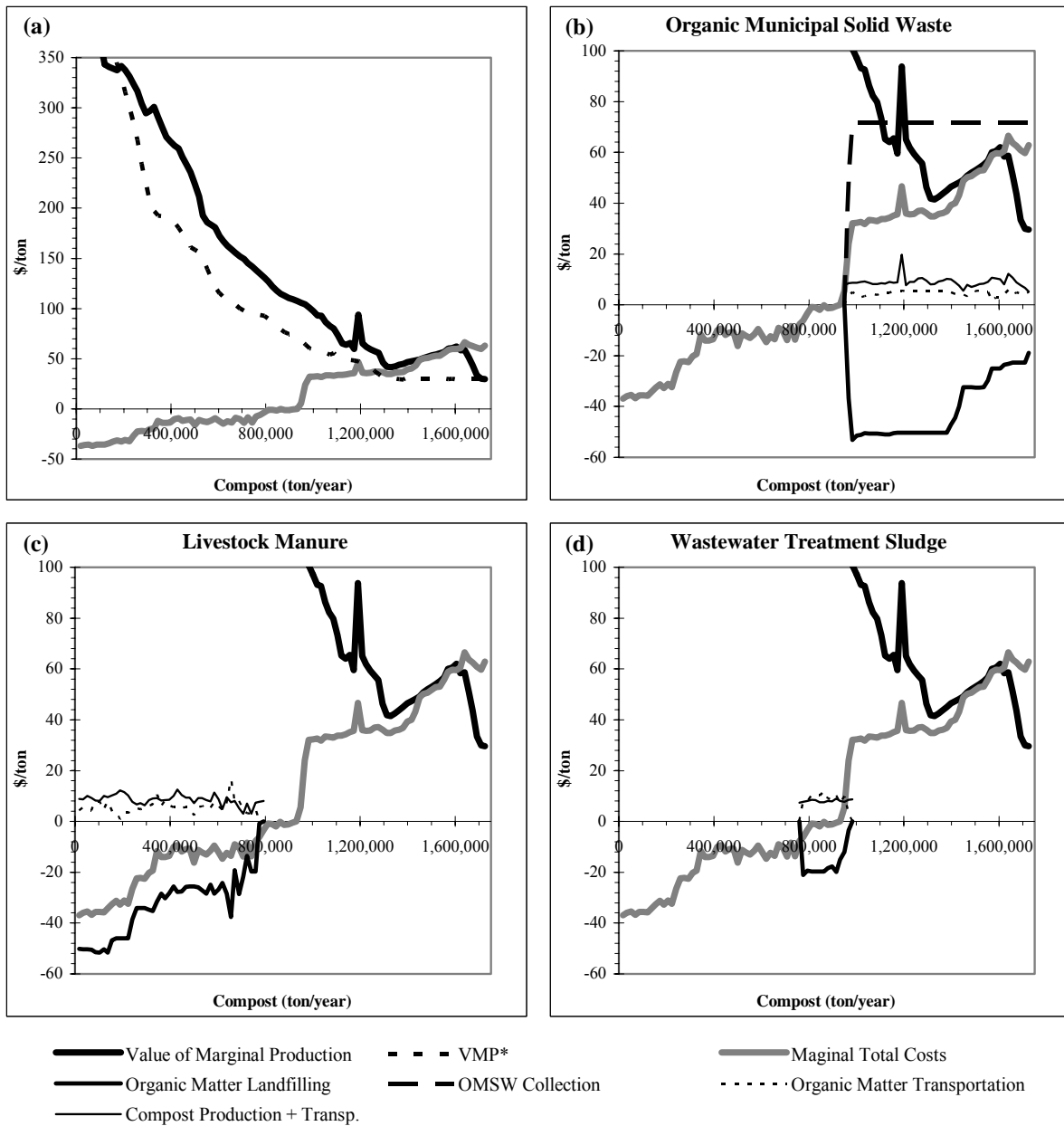
<b>Benefits</b>	<b>\$/year</b>
Revenue increase in agriculture	103,121,000
Savings on OMSW landfilling	27,211,000
Savings on LM landfilling	25,857,000
Savings on WTS landfilling	3,673,000
<b>Total benefits</b>	<b>159,862,000</b>
<b>Costs</b>	
OMSW separation at the source and collection	41,556,000
LM preparation	0
WTS preparation	0
OMSW transportation	2,785,000
LM transportation	4,335,000
Sludge transportation	1,862,000
Compost variable production costs	7,966,000
Compost fixed production costs	556,000
Compost transportation	5,405,000
Compost application in the field	6,821,000
<b>Total costs</b>	<b>71,286,000</b>
<b>Net benefits</b>	<b>88,576,000</b>



**Figure 1: Groups of Settlements, Compost Factories and Agricultural Regions**



**Figure 2: Optimal allocation of (a) OMSW, (b) LM, and (c) WTS to compost plants, and (d) optimal allocation of compost to agricultural regions**



**Figure 3: (a) Value of marginal production under varying and fixed prices, and marginal total costs; marginal organic matter landfilling costs, marginal OMSW collection costs, marginal organic matter transportation costs, and marginal compost production + transportation costs for (b) OMSW, (c) LM and (d) WTS.**

## PREVIOUS DISCUSSION PAPERS

- 1.01 Yoav Kislev - Water Markets (Hebrew).
- 2.01 Or Goldfarb and Yoav Kislev - Incorporating Uncertainty in Water Management (Hebrew).
- 3.01 Zvi Lerman, Yoav Kislev, Alon Kriss and David Biton - Agricultural Output and Productivity in the Former Soviet Republics.
- 4.01 Jonathan Lipow & Yakir Plessner - The Identification of Enemy Intentions through Observation of Long Lead-Time Military Preparations.
- 5.01 Csaba Csaki & Zvi Lerman - Land Reform and Farm Restructuring in Moldova: A Real Breakthrough?
- 6.01 Zvi Lerman - Perspectives on Future Research in Central and Eastern European Transition Agriculture.
- 7.01 Zvi Lerman - A Decade of Land Reform and Farm Restructuring: What Russia Can Learn from the World Experience.
- 8.01 Zvi Lerman - Institutions and Technologies for Subsistence Agriculture: How to Increase Commercialization.
- 9.01 Yoav Kislev & Evgeniya Vaksin - The Water Economy of Israel--An Illustrated Review. (Hebrew).
- 10.01 Csaba Csaki & Zvi Lerman - Land and Farm Structure in Poland.
- 11.01 Yoav Kislev - The Water Economy of Israel.
- 12.01 Or Goldfarb and Yoav Kislev - Water Management in Israel: Rules vs. Discretion.
- 1.02 Or Goldfarb and Yoav Kislev - A Sustainable Salt Regime in the Coastal Aquifer (Hebrew).
- 2.02 Aliza Fleischer and Yacov Tsur - Measuring the Recreational Value of Open Spaces.
- 3.02 Yair Mundlak, Donald F. Larson and Rita Butzer - Determinants of Agricultural Growth in Thailand, Indonesia and The Philippines.
- 4.02 Yacov Tsur and Amos Zemel - Growth, Scarcity and R&D.
- 5.02 Ayal Kimhi - Socio-Economic Determinants of Health and Physical Fitness in Southern Ethiopia.
- 6.02 Yoav Kislev - Urban Water in Israel.
- 7.02 Yoav Kislev - A Lecture: Prices of Water in the Time of Desalination. (Hebrew).

- 8.02 Yacov Tsur and Amos Zemel - On Knowledge-Based Economic Growth.
- 9.02 Yacov Tsur and Amos Zemel - Endangered aquifers: Groundwater management under threats of catastrophic events.
- 10.02 Uri Shani, Yacov Tsur and Amos Zemel - Optimal Dynamic Irrigation Schemes.
- 1.03 Yoav Kislev - The Reform in the Prices of Water for Agriculture (Hebrew).
- 2.03 Yair Mundlak - Economic growth: Lessons from two centuries of American Agriculture.
- 3.03 Yoav Kislev - Sub-Optimal Allocation of Fresh Water. (Hebrew).
- 4.03 Dirk J. Bezemer & Zvi Lerman - Rural Livelihoods in Armenia.
- 5.03 Catherine Benjamin and Ayal Kimhi - Farm Work, Off-Farm Work, and Hired Farm Labor: Estimating a Discrete-Choice Model of French Farm Couples' Labor Decisions.
- 6.03 Eli Feinerman, Israel Finkelshtain and Iddo Kan - On a Political Solution to the Nimby Conflict.
- 7.03 Arthur Fishman and Avi Simhon - Can Income Equality Increase Competitiveness?
- 8.03 Zvika Neeman, Daniele Paserman and Avi Simhon - Corruption and Openness.
- 9.03 Eric D. Gould, Omer Moav and Avi Simhon - The Mystery of Monogamy.
- 10.03 Ayal Kimhi - Plot Size and Maize Productivity in Zambia: The Inverse Relationship Re-examined.
- 11.03 Zvi Lerman and Ivan Stanchin - New Contract Arrangements in Turkmen Agriculture: Impacts on Productivity and Rural Incomes.
- 12.03 Yoav Kislev and Evgeniya Vaksin - Statistical Atlas of Agriculture in Israel - 2003-Update (Hebrew).
- 1.04 Sanjaya DeSilva, Robert E. Evenson, Ayal Kimhi - Labor Supervision and Transaction Costs: Evidence from Bicol Rice Farms.
- 2.04 Ayal Kimhi - Economic Well-Being in Rural Communities in Israel.
- 3.04 Ayal Kimhi - The Role of Agriculture in Rural Well-Being in Israel.
- 4.04 Ayal Kimhi - Gender Differences in Health and Nutrition in Southern Ethiopia.
- 5.04 Aliza Fleischer and Yacov Tsur - The Amenity Value of Agricultural Landscape and Rural-Urban Land Allocation.

- 6.04 Yacov Tsur and Amos Zemel – Resource Exploitation, Biodiversity and Ecological Events.
- 7.04 Yacov Tsur and Amos Zemel – Knowledge Spillover, Learning Incentives And Economic Growth.
- 8.04 Ayal Kimhi – Growth, Inequality and Labor Markets in LDCs: A Survey.
- 9.04 Ayal Kimhi – Gender and Intrahousehold Food Allocation in Southern Ethiopia
- 10.04 Yael Kachel, Yoav Kislev & Israel Finkelshtain – Equilibrium Contracts in The Israeli Citrus Industry.
- 11.04 Zvi Lerman, Csaba Csaki & Gershon Feder – Evolving Farm Structures and Land Use Patterns in Former Socialist Countries.
- 12.04 Margarita Grazhdaninova and Zvi Lerman – Allocative and Technical Efficiency of Corporate Farms.
- 13.04 Ruerd Ruben and Zvi Lerman – Why Nicaraguan Peasants Stay in Agricultural Production Cooperatives.
- 14.04 William M. Liefert, Zvi Lerman, Bruce Gardner and Eugenia Serova - Agricultural Labor in Russia: Efficiency and Profitability.
- 1.05 Yacov Tsur and Amos Zemel – Resource Exploitation, Biodiversity Loss and Ecological Events.
- 2.05 Zvi Lerman and Natalya Shagaida – Land Reform and Development of Agricultural Land Markets in Russia.
- 3.05 Ziv Bar-Shira, Israel Finkelshtain and Avi Simhon – Regulating Irrigation via Block-Rate Pricing: An Econometric Analysis.
- 4.05 Yacov Tsur and Amos Zemel – Welfare Measurement under Threats of Environmental Catastrophes.
- 5.05 Avner Ahituv and Ayal Kimhi – The Joint Dynamics of Off-Farm Employment and the Level of Farm Activity.
- 6.05 Aliza Fleischer and Marcelo Sternberg – The Economic Impact of Global Climate Change on Mediterranean Rangeland Ecosystems: A Space-for-Time Approach.
- 7.05 Yael Kachel and Israel Finkelshtain – Antitrust in the Agricultural Sector: A Comparative Review of Legislation in Israel, the United States and the European Union.
- 8.05 Zvi Lerman – Farm Fragmentation and Productivity Evidence from Georgia.
- 9.05 Zvi Lerman – The Impact of Land Reform on Rural Household Incomes in Transcaucasia and Central Asia.

- 10.05 Zvi Lerman and Dragos Cimpoiu – Land Consolidation as a Factor for Successful Development of Agriculture in Moldova.
- 11.05 Rimma Glukhikh, Zvi Lerman and Moshe Schwartz – Vulnerability and Risk Management among Turkmen Leaseholders.
- 12.05 R.Glukhikh, M. Schwartz, and Z. Lerman – Turkmenistan’s New Private Farmers: The Effect of Human Capital on Performance.
- 13.05 Ayal Kimhi and Hila Rekah – The Simultaneous Evolution of Farm Size and Specialization: Dynamic Panel Data Evidence from Israeli Farm Communities.
- 14.05 Jonathan Lipow and Yakir Plessner - Death (Machines) and Taxes.
- 1.06 Yacov Tsur and Amos Zemel – Regulating Environmental Threats.
- 2.06 Yacov Tsur and Amos Zemel - Endogenous Recombinant Growth.
- 3.06 Yuval Dolev and Ayal Kimhi – Survival and Growth of Family Farms in Israel: 1971-1995.
- 4.06 Saul Lach, Yaacov Ritov and Avi Simhon – Longevity across Generations.
- 5.06 Anat Tchetchik, Aliza Fleischer and Israel Finkelshtain – Differentiation & Synergies in Rural Tourism: Evidence from Israel.
- 6.06 Israel Finkelshtain and Yael Kachel – The Organization of Agricultural Exports: Lessons from Reforms in Israel.
- 7.06 Zvi Lerman, David Sedik, Nikolai Pugachev and Aleksandr Goncharuk – Ukraine after 2000: A Fundamental Change in Land and Farm Policy?
- 8.06 Zvi Lerman and William R. Sutton – Productivity and Efficiency of Small and Large Farms in Moldova.
- 9.06 Bruce Gardner and Zvi Lerman – Agricultural Cooperative Enterprise in the Transition from Socialist Collective Farming.
- 10.06 Zvi Lerman and Dragos Cimpoiu - Duality of Farm Structure in Transition Agriculture: The Case of Moldova.
- 11.06 Yael Kachel and Israel Finkelshtain – Economic Analysis of Cooperation In Fish Marketing. (Hebrew)
- 12.06 Anat Tchetchik, Aliza Fleischer and Israel Finkelshtain – Rural Tourism: Development, Public Intervention and Lessons from the Israeli Experience.
- 13.06 Gregory Brock, Margarita Grazhdaninova, Zvi Lerman, and Vasiliu Uzun - Technical Efficiency in Russian Agriculture.

- 14.06 Amir Heiman and Oded Lowengart - Ostrich or a Leopard – Communication Response Strategies to Post-Exposure of Negative Information about Health Hazards in Foods
- 15.06 Ayal Kimhi and Ofir D. Rubin – Assessing the Response of Farm Households to Dairy Policy Reform in Israel.
- 16.06 Iddo Kan, Ayal Kimhi and Zvi Lerman – Farm Output, Non-Farm Income, and Commercialization in Rural Georgia.
- 17.06 Aliza Fleishcer and Judith Rivlin – Quality, Quantity and Time Issues in Demand for Vacations.
- 1.07 Joseph Gogodze, Iddo Kan and Ayal Kimhi – Land Reform and Rural Well Being in the Republic of Georgia: 1996-2003.
- 2.07 Uri Shani, Yacov Tsur, Amos Zemel & David Zilberman – Irrigation Production Functions with Water-Capital Substitution.
- 3.07 Masahiko Gemma and Yacov Tsur – The Stabilization Value of Groundwater and Conjunctive Water Management under Uncertainty.
- 4.07 Ayal Kimhi – Does Land Reform in Transition Countries Increase Child Labor? Evidence from the Republic of Georgia.
- 5.07 Larry Karp and Yacov Tsur – Climate Policy When the Distant Future Matters: Catastrophic Events with Hyperbolic Discounting.
- 6.07 Gilad Axelrad and Eli Feinerman – Regional Planning of Wastewater Reuse for Irrigation and River Rehabilitation.
- 7.07 Zvi Lerman – Land Reform, Farm Structure, and Agricultural Performance in CIS Countries.
- 8.07 Ivan Stanchin and Zvi Lerman – Water in Turkmenistan.
- 9.07 Larry Karp and Yacov Tsur – Discounting and Climate Change Policy.
- 10.07 Xinshen Diao, Ariel Dinar, Terry Roe and Yacov Tsur – A General Equilibrium Analysis of Conjunctive Ground and Surface Water Use with an Application To Morocco.
- 11.07 Barry K. Goodwin, Ashok K. Mishra and Ayal Kimhi – Household Time Allocation and Endogenous Farm Structure: Implications for the Design of Agricultural Policies.
- 12.07 Iddo Kan, Arie Leizarowitz and Yacov Tsur - Dynamic-spatial management of coastal aquifers.
- 13.07 Yacov Tsur and Amos Zemel – Climate change policy in a growing economy under catastrophic risks.

- 14.07 Zvi Lerman and David J. Sedik – Productivity and Efficiency of Corporate and Individual Farms in Ukraine.
- 15.07 Zvi Lerman and David J. Sedik – The Role of Land Markets in Improving Rural Incomes.
- 16.07 Ayal Kimhi – Regression-Based Inequality Decomposition: A Critical Review And Application to Farm-Household Income Data.
- 17.07 Ayal Kimhi and Hila Rekah – Are Changes in Farm Size and Labor Allocation Structurally Related? Dynamic Panel Evidence from Israel.
- 18.07 Larry Karp and Yacov Tsur – Time Perspective, Discounting and Climate Change Policy.
- 1.08 Yair Mundlak, Rita Butzer and Donald F. Larson – Heterogeneous Technology and Panel Data: The Case of the Agricultural Production Function.
- 2.08 Zvi Lerman – Tajikistan: An Overview of Land and Farm Structure Reforms.
- 3.08 Dmitry Zvyagintsev, Olga Shick, Eugenia Serova and Zvi Lerman – Diversification of Rural Incomes and Non-Farm Rural Employment: Evidence from Russia.
- 4.08 Dragos Cimpoeies and Zvi Lerman – Land Policy and Farm Efficiency: The Lessons of Moldova.
- 5.08 Ayal Kimhi – Has Debt Restructuring Facilitated Structural Transformation on Israeli Family Farms?.
- 6.08 Yacov Tsur and Amos Zemel – Endogenous Discounting and Climate Policy.
- 7.08 Zvi Lerman – Agricultural Development in Uzbekistan: The Effect of Ongoing Reforms.
- 8.08 Iddo Kan, Ofira Ayalon and Roy Federman – Economic Efficiency of Compost Production: The Case of Israel